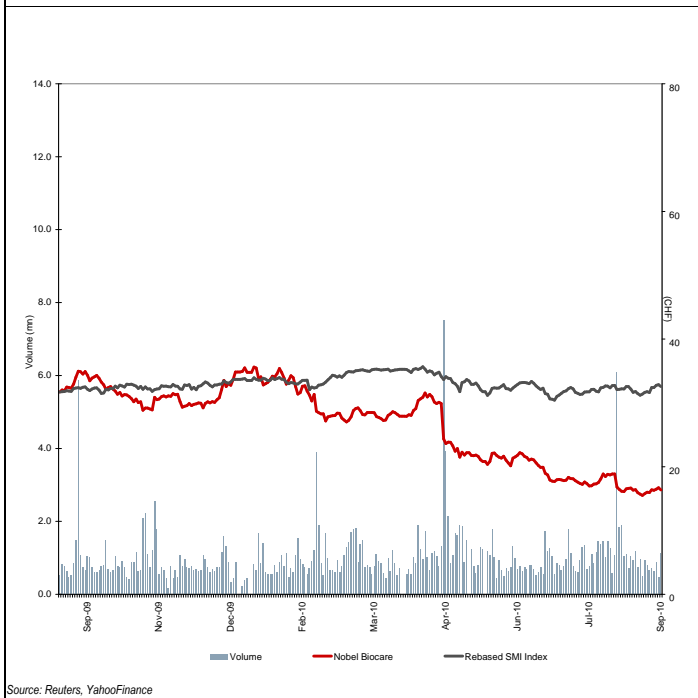


Index: SMI

Daily update

7 Sep 10



Source: Reuters, YahooFinance

Company Overview

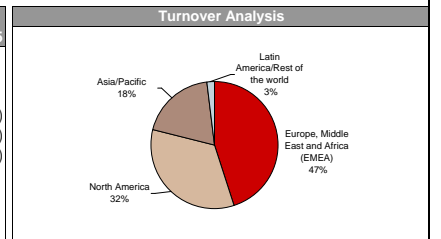
Activities

Nobel Biocare is a dental medical devices group and the world leader in innovative restorative and esthetic dental solutions. Nobel Biocare provides integrated, evidence-based solutions to dental professionals and their patients, including dental implants and abutments, individualized prosthetic solutions such as crowns, bridges, and laminates, biomaterials, guided surgery software and scanners, and a complete digitalized patient rehabilitation program. Nobel Biocare offers the industry's most comprehensive portfolio of products and solutions, which maximize safety, reliability, efficiency, and comfort. Nobel Biocare has 37 direct sales organizations and a distribution network covering more than 70 countries. The company runs six state-of-the-art manufacturing facilities in Sweden, the USA, Japan and Israel.

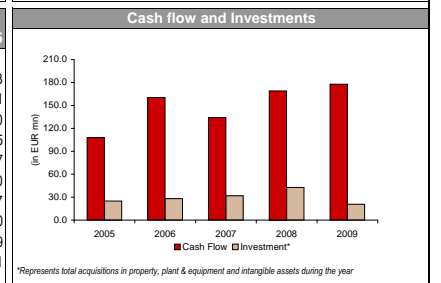
Share Data	Performance	NOBN	SMI
Market Cap (CHFmn)	2,017.5	1 day (2.2%)	(0.9%)
Ticker	NOBN-VX	1 w 2.4%	2.9%
Shares in issue (mn)	123.5	1 m (12.6%)	0.6%
Beta 2 Yr Daily	0.98	3 m (18.9%)	1.8%
		6 m (43.3%)	(7.4%)
		1 yr (48.5%)	2.7%
<b>Dividends</b>			
12 Month yield	3.4%		
Dividend growth 5 Yr (CAGR)	1.15%		
	52 wk high	CHF 36.15	6,990.7
	52 wk low	CHF 15.33	5,935.0
	52 wk high	45.2%	91.0%
	52 wk low	106.6%	107.2%

Key Ratios	2009	2008	Analyst Recommendations						
Revenue growth	(6.1%)	(7.0%)	<table border="1"> <tr> <td>Buy</td> <td>1</td> </tr> <tr> <td>Hold</td> <td>14</td> </tr> <tr> <td>Sell</td> <td>5</td> </tr> </table>	Buy	1	Hold	14	Sell	5
Buy	1								
Hold	14								
Sell	5								
Revenue growth in local currencies	(7.7%)	(4.2%)							
Operating (EBIT) margin	22.1%	21.5%							
Profit margin	18.2%	17.7%							
Return on equity	35.5%	41.6%							
Equity/assets ratio	44.0%	38.0%							
Number of employees	2,242	2,541	Source: Reuters						

Profit Analysis: Year End 31-December	(IFRS)				
EUR mn	2009	2008	2007	2006	2005
Revenue	581.4	619.2	665.9	600.6	484.5
Gross profit	467.9	493.6	559.3	504.8	398.5
Selling expenses	(219.6)	(238.7)	(236.4)	(201.0)	(156.3)
Administrative expenses	(94.7)	(89.1)	(83.9)	(82.0)	(62.8)
Research and development expenses	(25.0)	(32.9)	(22.2)	(17.6)	(17.1)
Profit from operations (EBIT)	128.6	132.9	216.7	204.2	162.3
Profit before tax	137.3	159.4	212.0	202.8	188.4
Profit for the period attributable to equity holders	105.8	109.7	166.2	158.1	154.7



Balance Sheet Data: Year End 31-December	(IFRS)				
EUR mn	2009	2008	2007	2006	2005
Total non-current assets	300.0	275.1	195.8	198.1	194.3
Inventories	20.5	36.5	35.4	30.5	30.1
Trade and other receivables	136.6	141.3	152.8	124.1	105.0
Other current receivables	20.1	24.5	17.0	16.9	21.5
Financial investments	3.8	54.9	66.8	2.3	35.7
Cash and cash equivalents	241.6	165.1	188.1	132.3	129.0
Total equity attributable to equity holders	317.7	267.6	267.9	360.8	357.7
Minority interest	0.0	0.0	0.0	0.0	0.0
Total non-current liabilities	271.2	287.4	225.3	28.6	28.9
Total current liabilities	133.7	142.5	162.7	114.8	129.1



\*Represents total acquisitions in property, plant & equipment and intangible assets during the year

Top Shareholders	%
BlackRock, Inc.	4.95
Nobel Biocare	3.22
Artio Global Management LLC	3.11
Manning & Napier Advisors, Inc.	3.02
<b>Total</b>	<b>14.3</b>

Corporate Action Calendar	
Interim Report 3, 2010	03-Nov-2010
Full Year Report 2010	17-Feb-2011
Annual General Meeting 2011	30-Mar-2011
Interim Report 1, 2011	28-Apr-2011
Interim Report 2, 2011	12-Aug-2011
Interim Report 3, 2011	08-Nov-2011

Latest News (Last update 09/03/10)	
11 Aug 2010	: Interim Report 2, 2010
06 Jul 2010	: Successful Nobel Biocare Global Symposium held in New York
28 Apr 2010	: Interim Report 1, 2010
25 Mar 2010	: The Annual General Meeting of Nobel Biocare approves all proposals of the Board of Directors
19 Mar 2010	: Nobel Biocare presents new promising clinical results
23 Feb 2010	: Nobel Biocare signs partnership agreement with Noritake
10 Feb 2010	: Full Year Report 2009
05 Feb 2010	: Nobel Biocare signs Preferred Partner Agreement with VITA
11 Jan 2010	: Nobel Biocare establishes Preferred Partner Program with Ivoclar Vivadent

Board of Directors	
Heino von Prondzynski	Chairman (non-executive)
Rolf Watter	Vice Chairman (non-executive)
Daniela Bosshardt-Hengartner	Non-executive Member
Raymund Breu	Non-executive Member
Stig G. Eriksson	Non-executive Member
Antoine Firmenich	Non-executive Member
Edgar Fluri	Non-executive Member
Robert Lilja	Non-executive Member
Oern Stuge	Non-executive Member